Name: _____



Pride of 2032: Spring Break Math Packet

Families,

We hope you enjoy your time with family over this break! We hope you enjoy lots of family, laughter, and stay healthy. This is also the perfect time to grow your brain even bigger! As we return from break, we will be heading into Quarter 4, which is the last and final quarter for students to strengthen their skills and be 1st grade ready. In order to keep your student's skills sharp, this packet is a great way to get important practice! You can complete this packet at your own pace. Both the **Reading and Math packets should be completed** and will be collected when we return to school on **Tuesday, April 7th.** If school is out longer than April 7th, the Above and Beyond section for both packets should be completed as well before returning to school.

- **The packet is a mandatory assignment and should be completed. Packets will be collected when we return to school on Tuesday, April 7th.**

If you have questions, please contact your child's teacher. Enjoy your break!

Grade Earned	Description
✔ ++ (100%)	You went above & beyond! Great job!
✔ + (95%)	Neat and meticulous work! Nice job!
✔ (85%)	Packet complete
✔ - (75%)	Incomplete in one or more sections of your packet.

*Parent Signature: _____(sign after grading)

Math Packet

Story Problem Example!

Please see the story problem example below to help your student solve the story problem on the following page:

Example: Bradyn had 12 marbles in a bag. Then, Bradyn won 6 more marbles in a competition. How many marbles does Bradyn have now?

Picture:

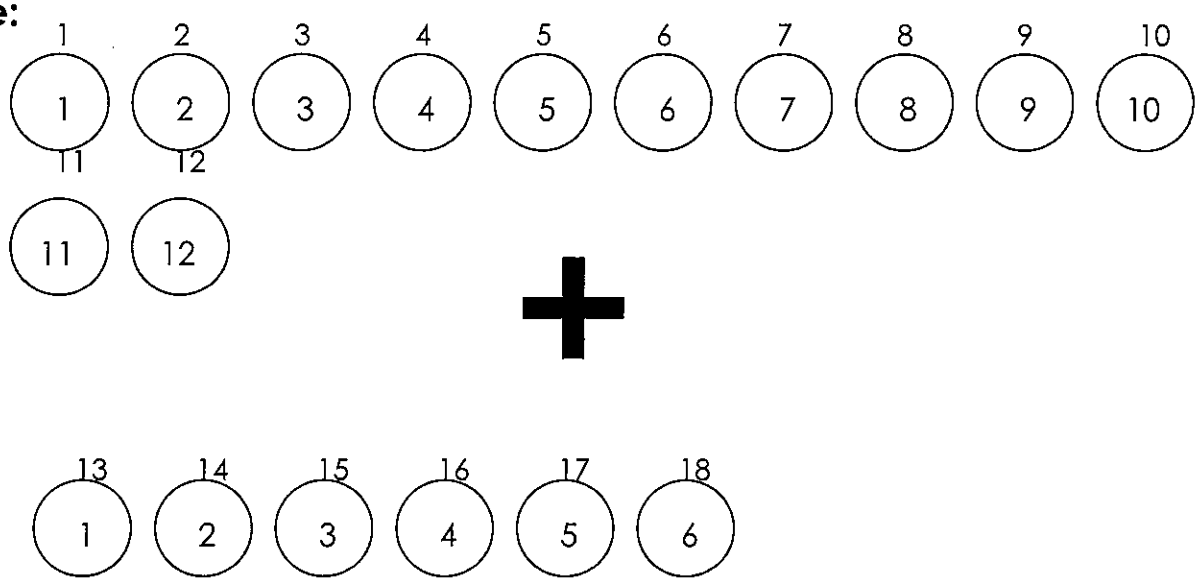

Number Sentence:

$$12 + 6 = 18$$

Story Problem Practice!

Directions: Solve the story problems below by drawing a picture and writing a number sentence. Please read the story problem out loud with your student. Then, have your student draw a picture to help them solve the story problem. Last, have your student write a number sentence to represent the story problem.

Ayden had 12 cookies on a plate. Then, he baked 8 more cookies. How many cookies does he have now?

Picture:

Number Sentence:

Buggy Friends
Count By Ten

Name _____



Fill in the missing numbers. Count by 10s.

A. 10, _____, 30, _____, 50, _____

B. 30, _____, 50, _____, 70, _____

C. 50, _____, 70, _____, 90, _____

D. 20, _____, 40, _____, 60, _____

E. 40, _____, 60, _____, 80, _____

F. 60, _____, 80, _____, 100, _____

Story Problem Practice!

Directions: Solve the story problems below by drawing a picture and writing a number sentence. Please read the story problem out loud with your student. Then, have your student draw a picture to help them solve the story problem. Last, have your student write a number sentence to represent the story problem.

There were 11 pencils in the classroom. Timmy took 6 pencils home. How many pencils were left in the classroom?

Picture:

Number Sentence:

Name: _____

2D Shape Match

Color the objects that match the first shape.



©My Learning Ba

Name:

Everyday 3D Shapes

Color the shapes using the key below.

Red

Blue

Yellow



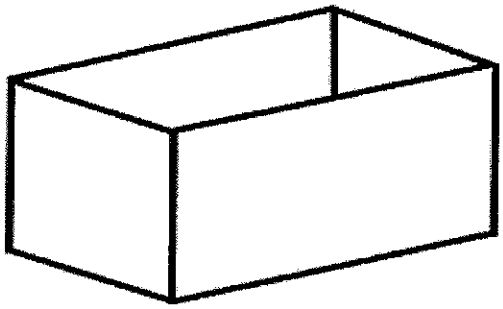



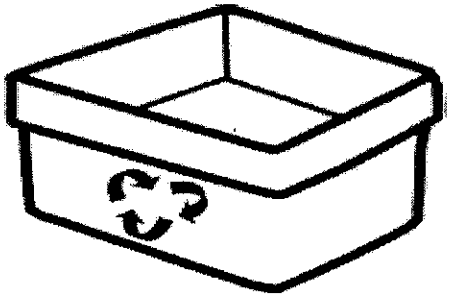

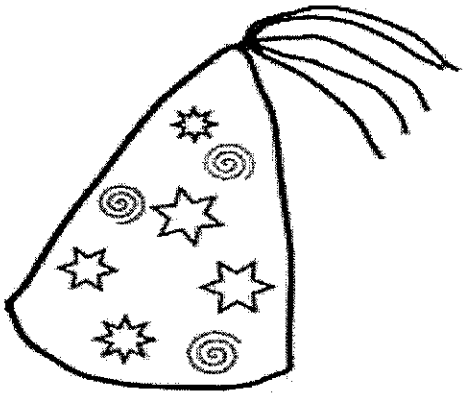







Name: _____ Date: _____

HUNDREDS CHART WITH MISSING NUMBERS

Fill in the missing numbers.

1	2					7			
11				15				19	
21					26				30
		33				37			
			44						
51									60
							68		
		73							80
								89	
91									100

* Please practice counting to 100 with your student.

Name : _____ Score : _____

Subtraction Sentence

Subtraction within 10: S1

Write subtraction sentences based on the number of items displayed in each row.

1)

_____ − _____ = _____

2)

_____ − _____ = _____

3)

_____ − _____ = _____

4) 

_____ − _____ = _____

5) 

_____ − _____ = _____

Story Problem Practice!

Directions: Solve the story problems below by drawing a picture and writing a number sentence. Please read the story problem out loud with your student. Then, have your student draw a picture to help them solve the story problem. Last, have your student write a number sentence to represent the story problem.

Lily is baking cupcakes. She made 11 cupcakes. Then, 6 cupcakes fell on the floor. How many cupcakes does Lily have now?

Picture:

Number Sentence:

Kindergarten Addition Worksheet 1
Sums to 5
Item 3420

Name _____

Addition Practice

Worksheet 1

Add.

3 + 2 =	1 + 0 =	2 + 2 =	0 + 3 =	
0 + 1 =	3 + 0 =	1 + 4 =	4 + 0 =	2 + 0 =
3 + 2 =	1 + 3 =	0 + 4 =	2 + 1 =	4 + 1 =
5 + 0 =	3 + 1 =	4 + 0 =	1 + 1 =	0 + 0 =
1 + 4 =	0 + 2 =	2 + 3 =	0 + 5 =	

www.tlsbooks.com
Graphics ©2011 Graphicsfactory

Copyright ©2012 T. Smith Publishing. All rights reserved.

Name: _____

Subtracting One Digit Numbers

Directions: Solve the single-digit subtraction problems below.

1. 9 - 6 =	6. 7 - 4 =	11. 5 - 2 =	16. 8 - 5 =
2. 8 - 4 =	7. 5 - 1 =	12. 9 - 5 =	17. 7 - 3 =
3. 9 - 3 =	8. 6 - 0 =	13. 8 - 2 =	18. 7 - 1 =
4. 7 - 6 =	9. 9 - 8 =	14. 8 - 7 =	19. 6 - 5 =
5. 9 - 5 =	10. 7 - 2 =	15. 8 - 3 =	20. 6 - 1 =

© www.HaveFunTeaching.com

Name _____

one more, one less

	1	
	5	
	7	

	3	
	8	
	2	

	4	
	6	
	9	



Story Problem Practice!

Directions: Solve the story problems below by drawing a picture and writing a number sentence. Please read the story problem out loud with your student. Then, have your student draw a picture to help them solve the story problem. Last, have your student write a number sentence to represent the story problem.

Valencia had 12 marbles in a bag. Then, Valencia won 6 more marbles in a competition. How many marbles does she have now?

Picture:

Number Sentence:

Name:_____

Directions: Determine how many more you need to make 10 by counting the rest of the squares.

I have 8.



How many more to 10?

I have 3.



How many more to 10?

I have 1.



How many more to 10?

I have 4.



How many more to 10?

I have 7.



How many more to 10?

I have 9.



How many more to 10?

Name: _____

Directions: Add. Write the sum.

Up, Up, and Away!



Image by www.kindercrazeblogspot.com
www.kindercrazeblogspot.com

2	1	3	2
+ 3	+ 4	+ 1	+ 0
1	2	0	4
+ 3	+ 2	+ 1	+ 1
5	2	4	2
+ 0	+ 1	+ 0	+ 1

Name Date

ADDITION SENTENCES TO 12 SHEET 4

Write the addition sentence that matches each picture.

1) 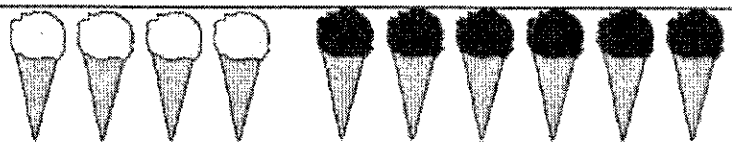

____ + ____ = _____

2)

____ + ____ = _____

3) 

____ + ____ = _____

4)

____ + ____ = _____

5)

____ + ____ = _____

6)

____ + ____ = _____

Free Math sheets, Math games and Math help
MATH-SALAMANDERS.COM



Name_____

Let's Make 10

Draw more to make 10. Finish the addition equation.



3 + _____ = 10

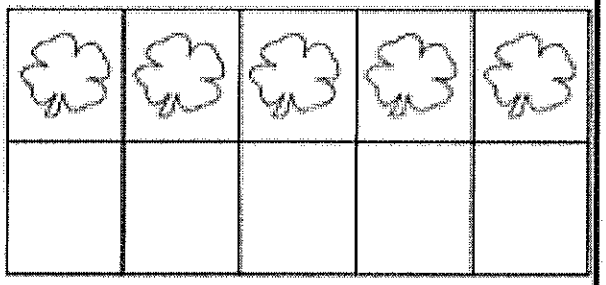

5 + _____ = 10



2 + _____ = 10

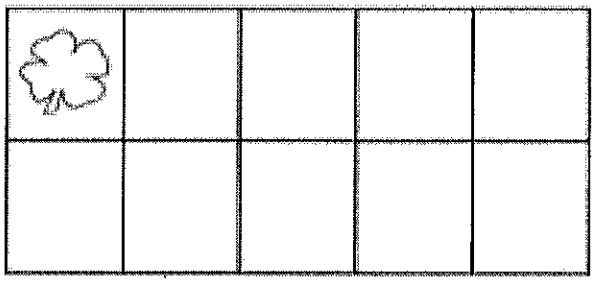

1 + _____ = 10

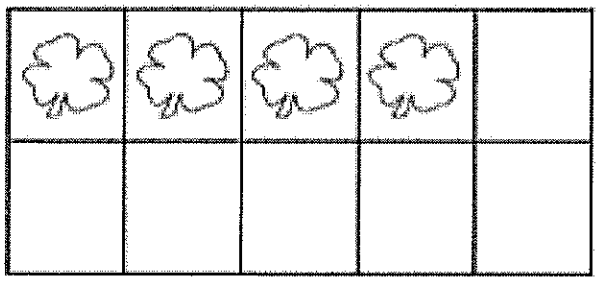

4 + _____ = 10

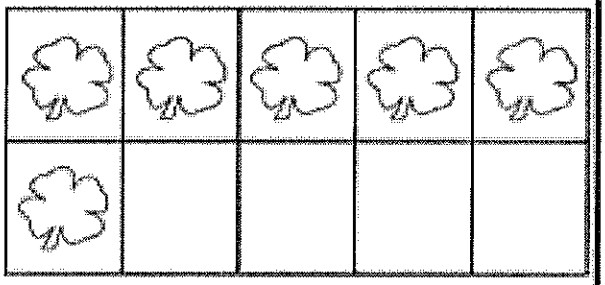

6 + _____ = 10

© Kool Kinder – www.madebytmachers.com/vendor/kool-kinder/ Graphics: Stickyfootstudio.com



Quiz Subtraction Worksheet

Name _____

1. 2 - 1 =
2. 3 - 1 =
3. 3 - 2 =
4. 4 - 1 =
5. 4 - 2 =
6. 4 - 3 =
7. 5 - 1 =
8. 5 - 2 =
9. 5 - 3 =
10. 5 - 4 =
11. 6 - 1 =
12. 6 - 2 =
13. 6 - 3 =
14. 6 - 4 =
15. 6 - 5 =

Above and Beyond

Name Date

DOMINO ADDITION SHEET 3

Count the number of dots on each domino and fill in the total.

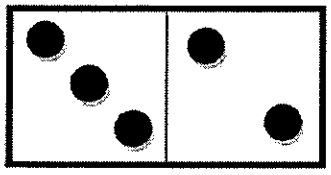

_____ + _____ = _____

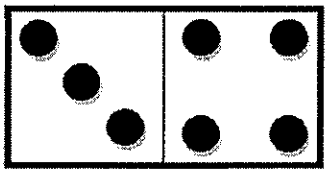

_____ + _____ = _____

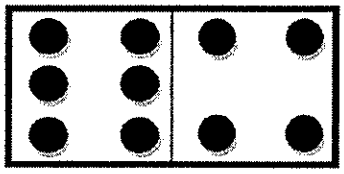

_____ + _____ = _____

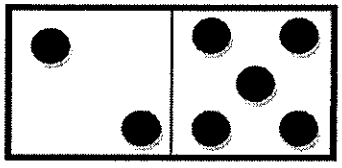

_____ + _____ = _____

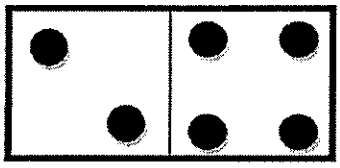

_____ + _____ = _____

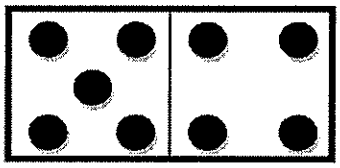

_____ + _____ = _____

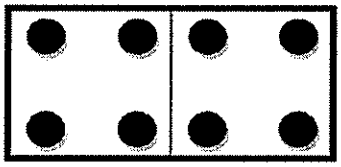

_____ + _____ = _____

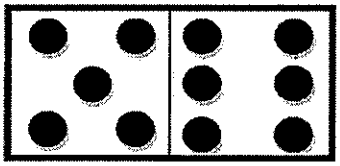

_____ + _____ = _____

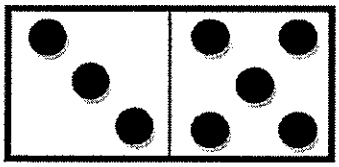

_____ + _____ = _____

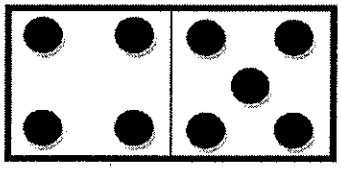

_____ + _____ = _____

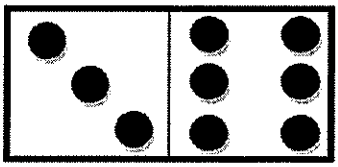

_____ + _____ = _____

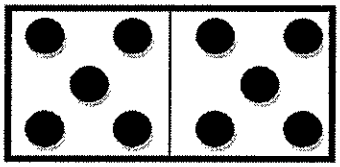

_____ + _____ = _____

Free Math Sheets, Math Games and Math Help
MATH-SALAMANDERS.COM
Picture Source: pinterest.com

MISSING NUMBERS

Name_____

1		3				7		9	
11			14		16		18		20
	22			25			28	29	
31	32		34				38		40
41		43		45		47		49	50
51		53		55		57		59	
	62				66		68		70
71		73		75				79	80
	82		84			87	88		
91		93		95	96			99	100

© Kool Kinder

Story Problem Practice!

Directions: Solve the story problems below by drawing a picture and writing a number sentence. Please read the story problem out loud with your student. Then, have your student draw a picture to help them solve the story problem. Last, have your student write a number sentence to represent the story problem.

Mr. Adams had 15 cheeseburgers. He ate 6 of them. How many cheeseburgers does he have now?

Picture:

Number sentence:

Math

3 - 2	4 - 1	5 - 0	2 - 0	2 - 1
5 - 0	2 - 2	3 - 1	3 - 0	3 - 2
4 - 0	5 - 0	4 - 1	2 - 1	4 - 0
4 - 1	3 - 1	5 - 0	1 - 0	1 - 1

Math-Aids.Com

Name _____

Let's Make 10!

Directions: Complete the ten frame to make 10.
Write the number sentence.



_____ + _____ = 10



_____ + _____ = 10

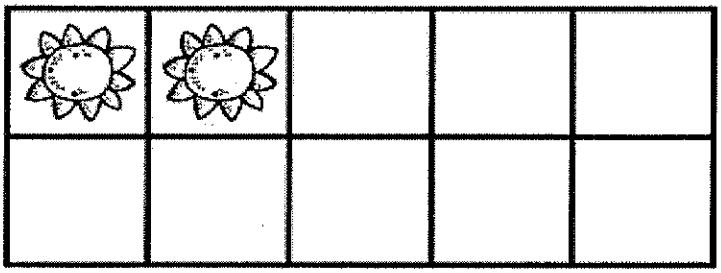

_____ + _____ = 10



_____ + _____ = 10

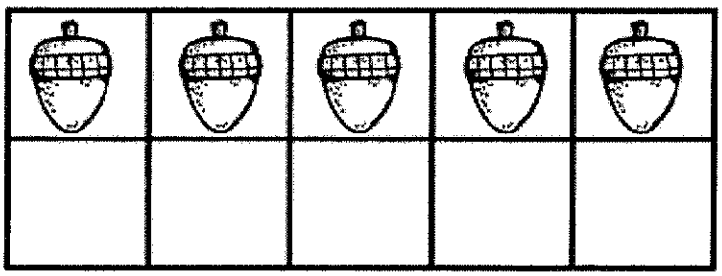

_____ + _____ = 10



_____ + _____ = 10

Name Date

ADDITION SENTENCES TO 10 SHEET 5

Write the addition sentence that matches each picture.

1) 

____ + ____ = ____

2) 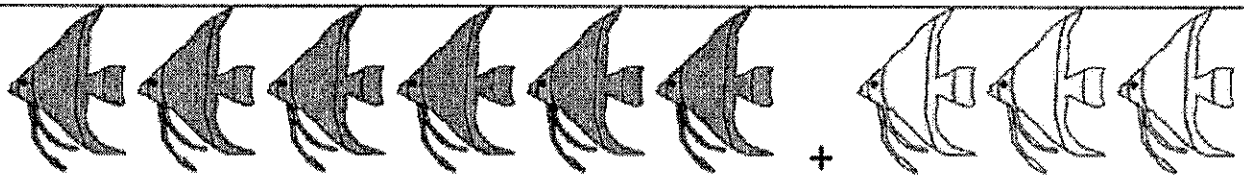

____ + ____ = ____

3) 

____ + ____ = ____

4)

____ + ____ = ____

5)

____ + ____ = ____

6) 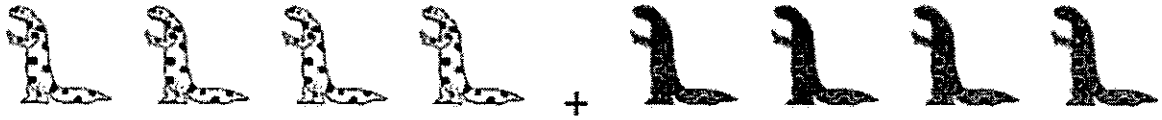

____ + ____ = ____

Free Math sheets, Math games and Math help
MATH-SALAMANDERS.COM

Love Bugs Making 10

Name _____

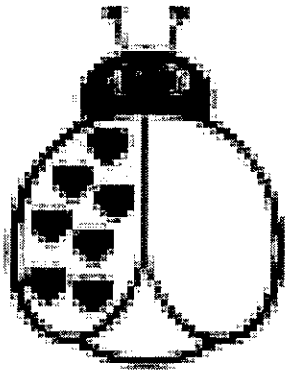 _____ + _____ = 10	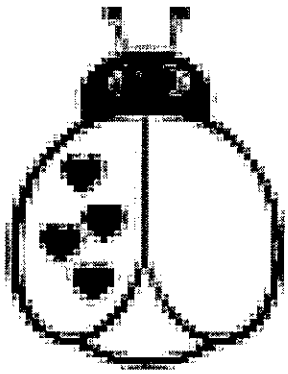 _____ + _____ = 10	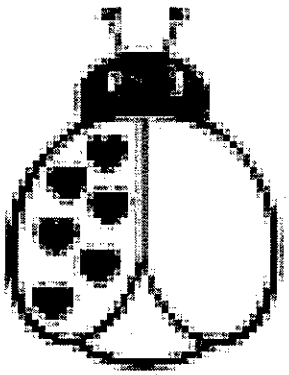 _____ + _____ = 10
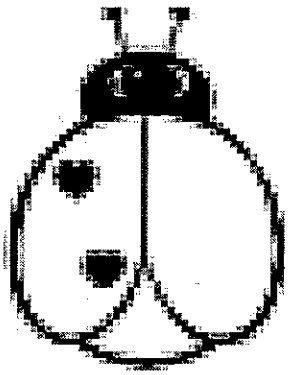 _____ + _____ = 10	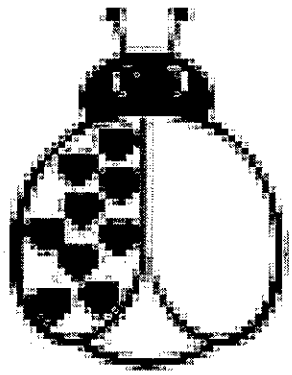 _____ + _____ = 10	 _____ + _____ = 10
 _____ + _____ = 10	 _____ + _____ = 10	 _____ + _____ = 10

Name: _____

St. Patrick's Day Ten Frames

Complete the ten frames to make 10. Finish the number sentence.

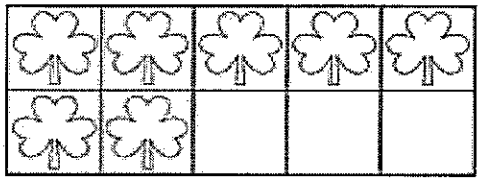

7+ =10



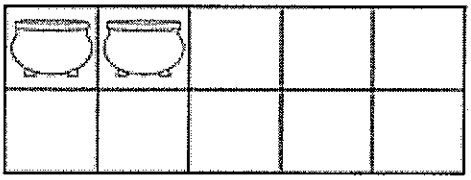

2 + = 10

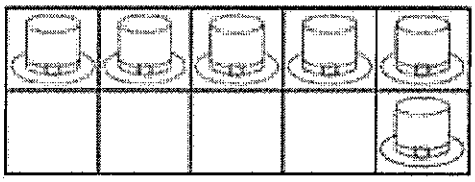

6 + =10



9 + = 10



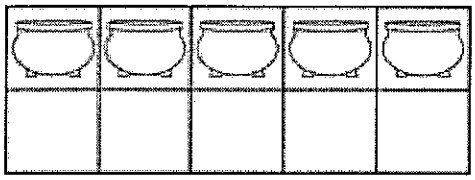

5 + =10

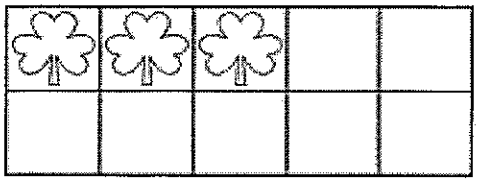

3 + = 10



8 + = 10



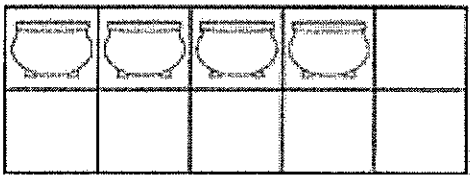

4 + = 10

©classroom cuties